



深圳市鸿之森电子有限公司

SAMPLE APPROVAL SHEET

DESCRIPTIONS:

- 1.0x0.5x0.45mm SMD LED
- Emitting Color:White
- Lens Color:Yellow Fluorescent

CUSTOMER: _____

MASON P/N: HS-0402-UW

CUSTOMER P/N: _____

CUSTOMER APPROVED SIGNATURES

APPROVRD BY	CHECKED BY

广东省深圳市宝安区石岩街道石龙社区德政路森海诺科创大厦 1811

电话:0755-27395536 传真:0755-27395316

<http://www.zgshzhs.com>



PRELIMINARY SPEC

1.0x0.5X0.45mm SMD CHIP LED

PART NO: T0402UW-FH

WHITE



ATTENTION

OBSERVE PRECAUTIONS
FOR HANDLING

ELECTROSTATIC DISCHARGE
SENSITIVE DEVICES

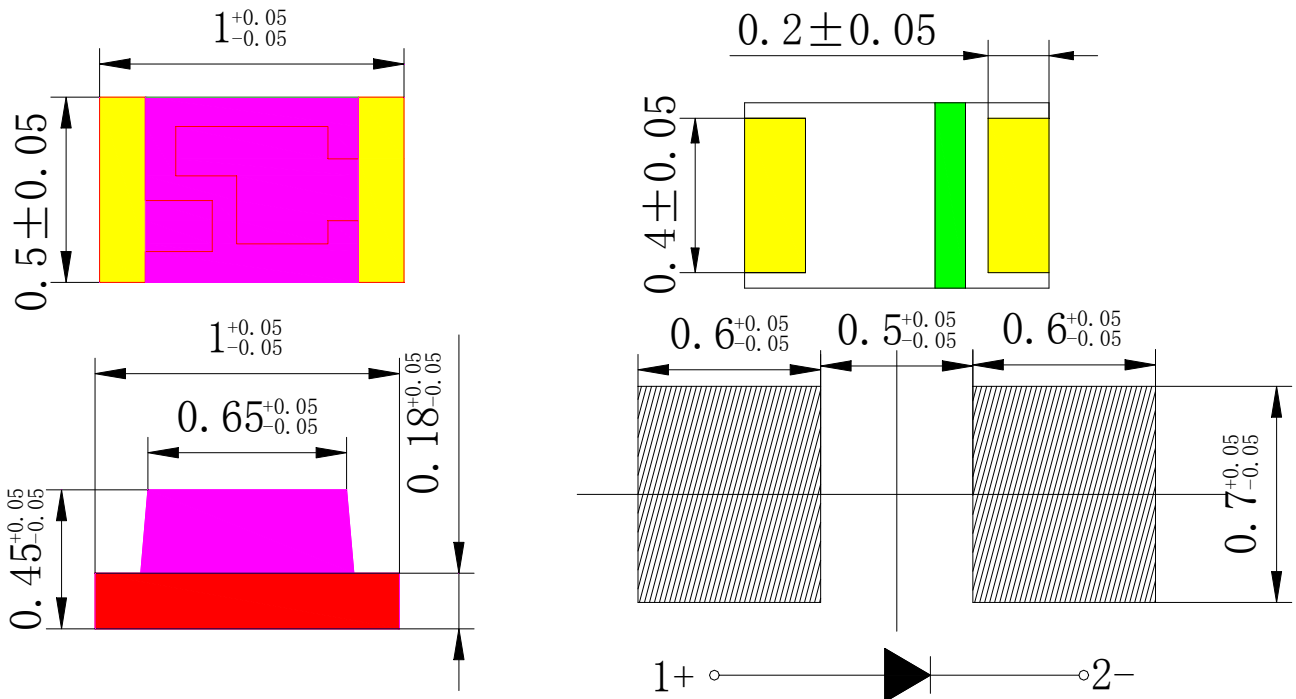
Features

- 1.0mmx0.4mm SMT LED, 0.4mm THICKNESS.
- WIDE VIEWING ANGLE.
- IDEAL FOR BACKLIGHT AND INDICATOR.
- PACKAGE : 5000PCS / REEL.
- RoHS COMPLIANT.

Applications

- Automotive: backlighting in dashboard and switch.
- Telecommunication: indicator and back-lighting in telephone and fax.
- Flat backlight for LCD switch and symbol.

◆ Package Dimensions



Notes:

1. All dimensions are in millimeters.

广东省深圳市宝安区石岩街道石龙社区德政路森海诺科创大厦 1811

电话:0755-27395536 传真:0755-27395316

<http://www.zgshzhs.com>



深圳市鸿之森电子有限公司

2. Tolerance is $\pm 0.1\text{mm}$ unless otherwise noted.
3. Specifications are subject to change without notice.

◆ Device Selection Guide

Part No.	Chip		Lens color
T0402UW-FH	Material	Emitted color	Yellow Fluorescent
	(InGaN)	WHITE	

◆ Absolute Maximum Ratings at TA=25°C

Parameter	Symbol	Value	Unit
Power Dissipation	PD	100	mW
Forward Current	IF	20	mA
Peak Forward Current*1	IFP	100	mA
Reverse Voltage	VR	5	V
Operating Temperature	Topr	-40°C To +85°C	
Storage Temperature	Tstg	-40°C To +85°C	

Notes:

*1: Pulse width $\leq 0.1\text{ms}$, Duty cycle $\leq 1/10$

◆ Electrical / Optical Characteristics at TA=25°C

Parameter	Symbol	Min	typ	Max	Unit	Test Conditions
Forward Voltage	VF	2.6	—	3.2	V	IF=5mA
Reverse Current	IR	—	—	10	μA	VR=5V
Chromaticity Coordinates	X	—	0.27	—		IF=5mA
	Y	—	0.28	—		
Luminous Intensity	IV	180	—	450	mcd	IF=5mA
Viewing Angle	2 θ 1/2	—	120	—	Deg.	IF=5mA

Remarks:

If special sorting is required (e.g. binning based on forward voltage, luminous intensity, or

广东省深圳市宝安区石岩街道石龙社区德政路森海诺科创大厦 1811

电话:0755-27395536 传真:0755-27395316

<http://www.zgszhzs.com>



深圳市鸿之森电子有限公司

chromaticity). the typical accuracy of the sorting process is as follows:

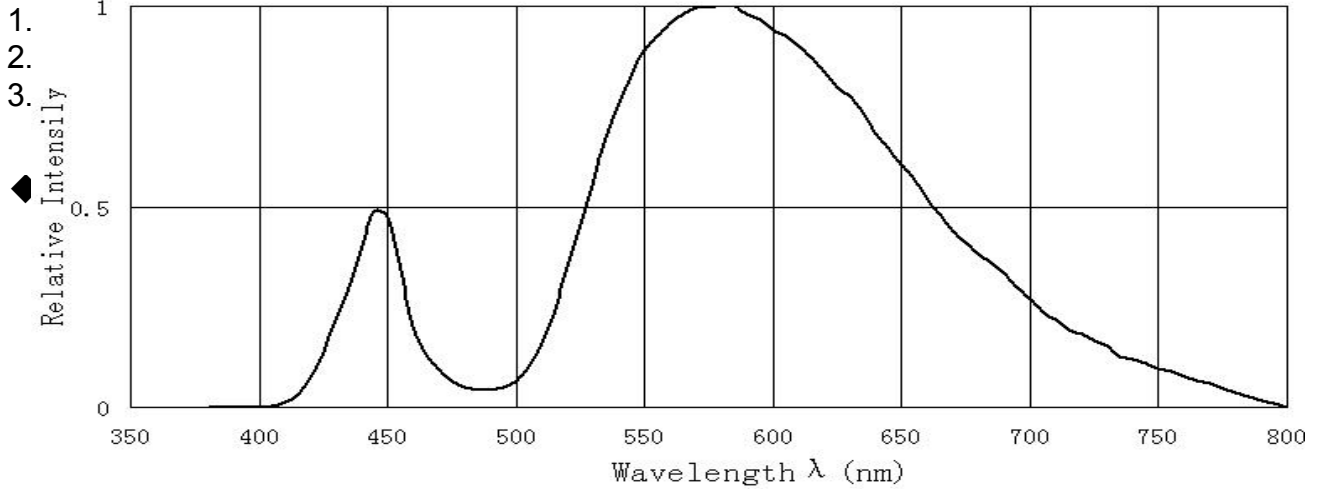


Fig.1 Relative Intensity vs. Wavelength

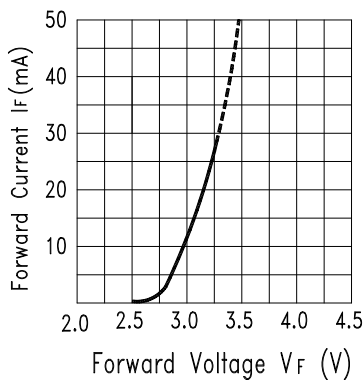


Fig.2 Forward Current vs. Forward Voltage

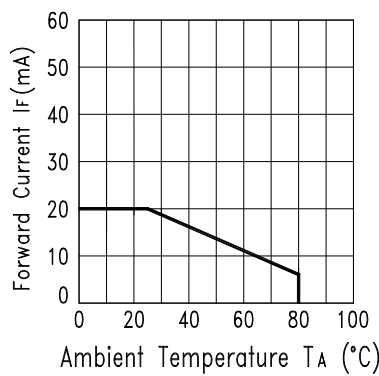


Fig.3 Forward Current Derating Curve

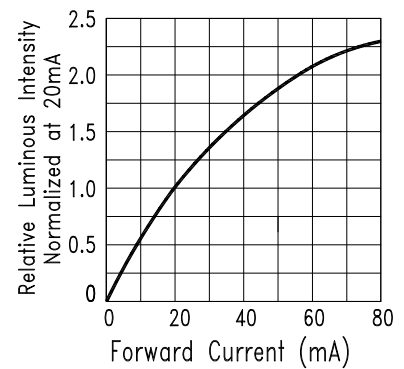


Fig.4 Relative Luminous Intensity vs. Forward Current

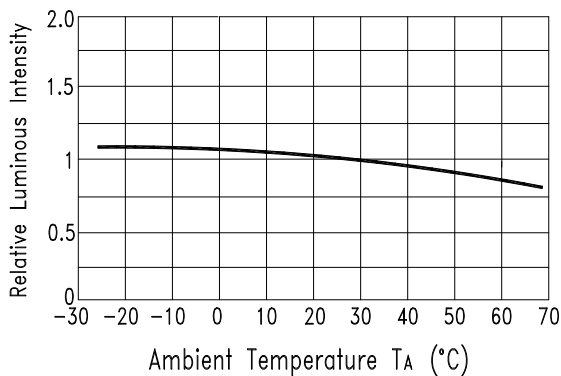


Fig.5 Luminous Intensity vs. Ambient Temperature

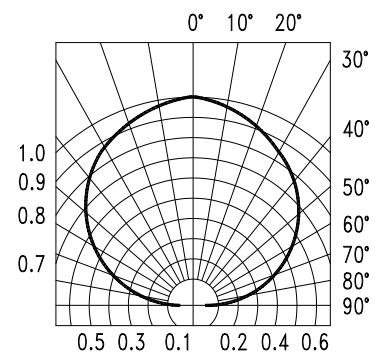


Fig.6 Spatial Distribution

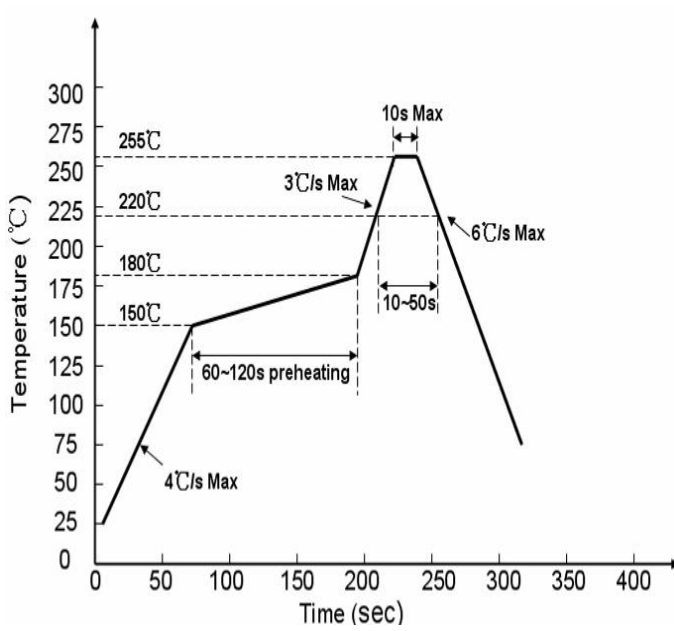
广东省深圳市宝安区石岩街道石龙社区德政路森海诺科创大厦 1811

电话:0755-27395536 传真:0755-27395316

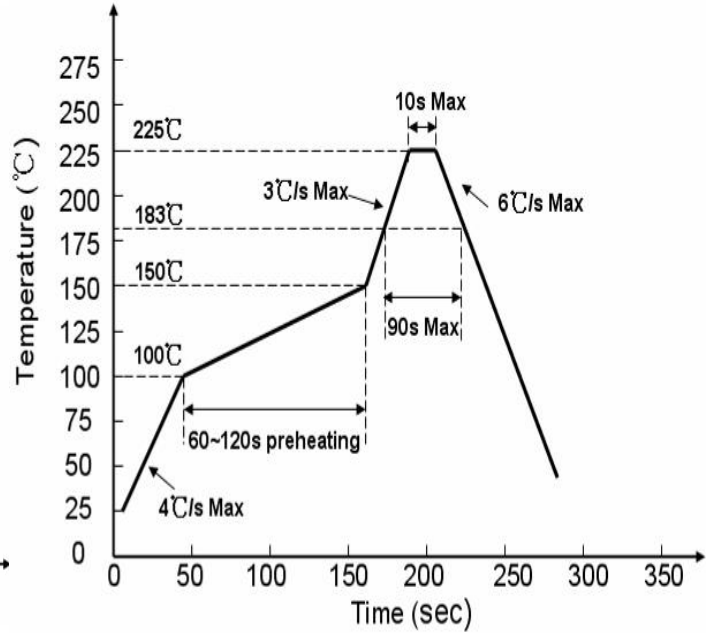
<http://www.zgszhzs.com>



◆ Soldering Profile



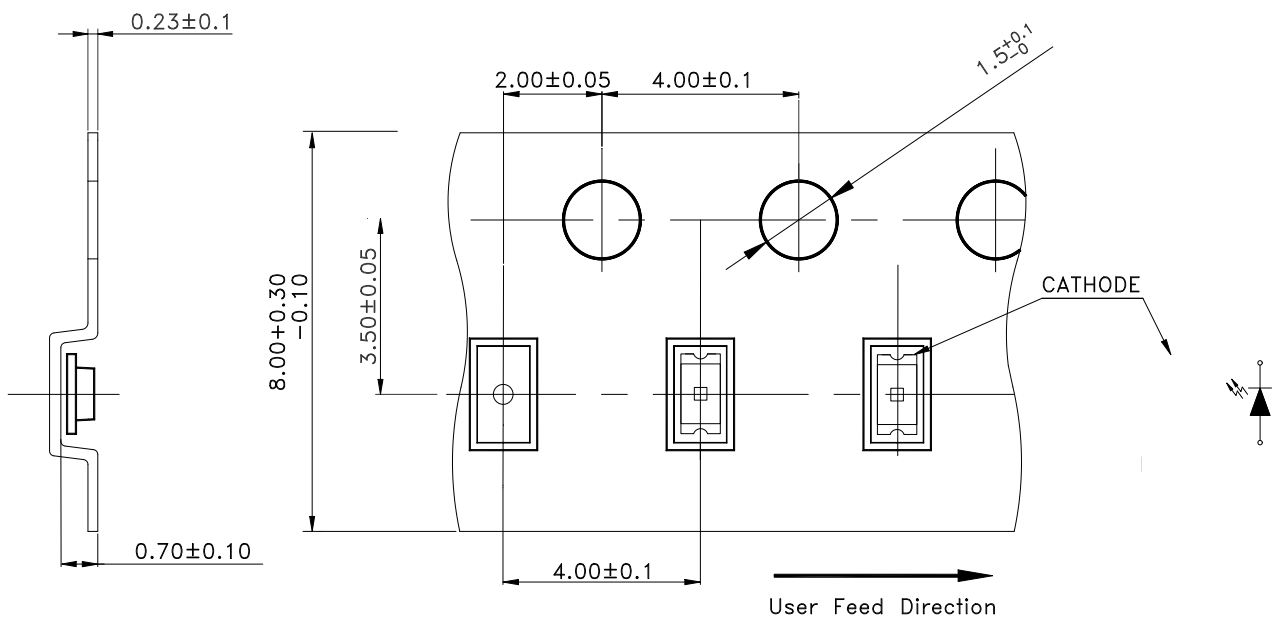
Lead process



Lead process

◆ Tape specifications

(Units:mm)



广东省深圳市宝安区石岩街道石龙社区德政路森海诺科创大厦 1811

电话:0755-27395536 传真:0755-27395316

<http://www.zgshzhs.com>



深圳市鸿之森电子有限公司

◆ VF Rank

Rank		VF		Condition
		MIN	MAX	
b	b2	2.6	2.7	IF=5mA
	b3	2.7	2.8	
	b4	2.8	2.9	
	b5	2.9	3.0	
c	c1	3.0	3.1	
	c2	3.1	3.2	

Tolerance:±0.05V

◆ VF Rank

Rank		IV		Condition
		MIN	MAX	
p	p1	200	250	IF=5mA
	p2	250	300	
q	q1	300	350	
	q2	350	400	
r	r1	400	400	
	r2	500	600	

Tolerance:±15%

广东省深圳市宝安区石岩街道石龙社区德政路森海诺科创大厦 1811

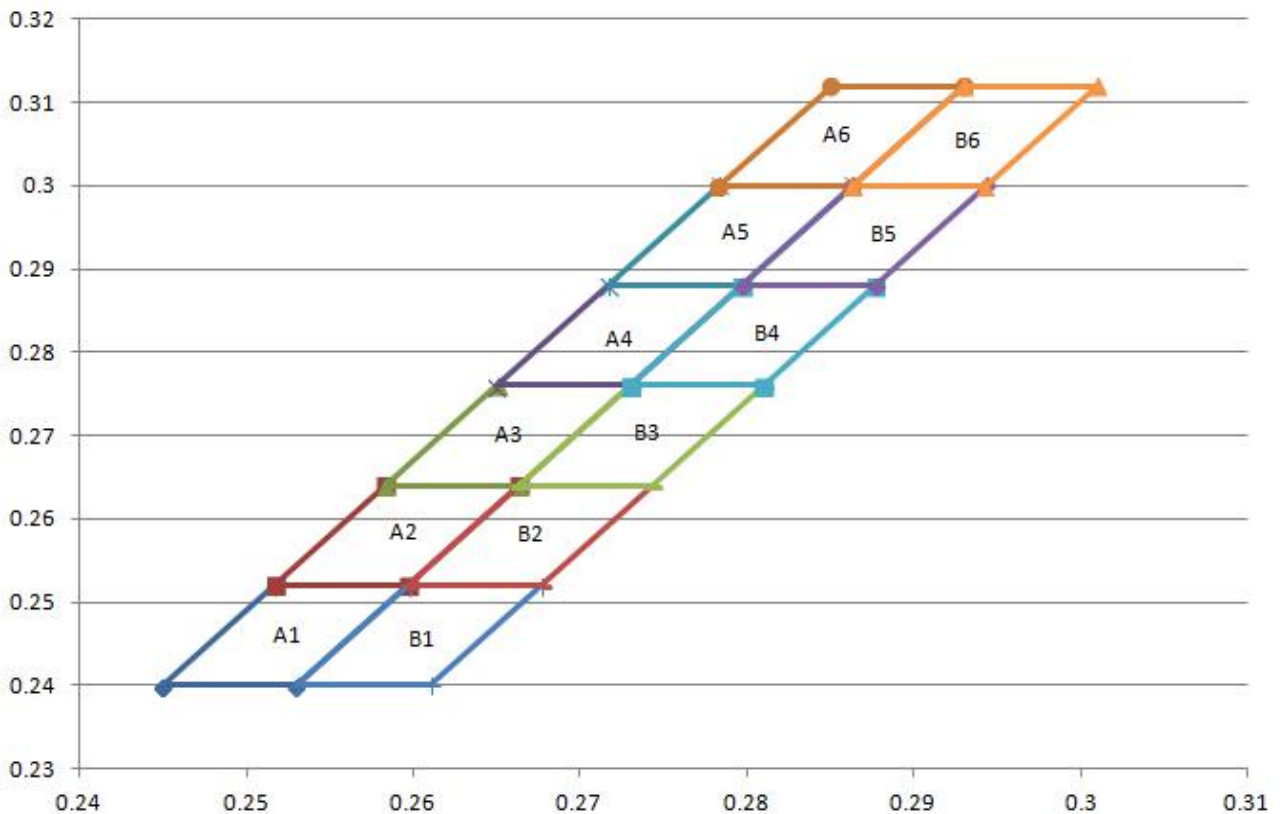
电话:0755-27395536 传真:0755-27395316

<http://www.zgszhzs.com>



◆ X Y Rank

	X1Y1	X1Y2	X3Y3	X4Y4		X1Y1	X1Y2	X3Y3	X4Y4
A1	0.245	0.2517	0.2597	0.253	B1	0.253	0.2597	0.2677	0.261
	0.24	0.252	0.252	0.24		0.24	0.252	0.252	0.24
A2	0.2517	0.2583	0.2663	0.2597	B2	0.2597	0.2663	0.2743	0.2677
	0.252	0.264	0.264	0.252		0.252	0.264	0.264	0.252
A3	0.2583	0.265	0.273	0.2663	B3	0.2663	0.273	0.281	0.2743
	0.264	0.276	0.276	0.264		0.264	0.276	0.276	0.264
A4	0.265	0.2717	0.2797	0.273	B4	0.273	0.2797	0.2877	0.281
	0.276	0.288	0.288	0.276		0.276	0.288	0.288	0.276
A5	0.2717	0.2783	0.2863	0.2797	B5	0.2797	0.2863	0.2943	0.2877
	0.288	0.3	0.3	0.288		0.288	0.3	0.3	0.288
A6	0.2783	0.285	0.293	0.2863	B6	0.2863	0.293	0.301	0.2943
	0.3	0.312	0.312	0.3		0.3	0.312	0.312	0.3



广东省深圳市玉文路石岗塘有九社路德政路林母岗村八度 1011

电话:0755-27395536 传真:0755-27395316

<http://www.zgshzs.com>



Tolerance:±0.005

◆ CAUTIONS:

1.Storage

- In order to avoid the absorption of moisture, it is recommended to store in the dry box (or desiccator) with a desiccant. Otherwise, to store them in the following environment is recommended. Temperature: 5°C~30°C Humidity: 60%HR max.

- Attention after opened

However LED is corresponded SMD, when LED be soldered dip, interfacial separation may affect The light transmission efficiency, causing the light intensity to drop. Attention in followed. a. After opened and mounted, the soldering shall be quickly. b. Keeping of a fraction Temperature: 5°C~40°C Humidity: less than 30%

- In case or more than 1 week passed after opening or change color of indicator on desiccant components shall be dried 10-12hr. at 60°C±3°C.

- In case of supposed the components is humid, shall not be dried dip-solder just before. 100Hr at 80°C±3°C or 12Hr at 100°C±3°C

2.ESD (Electrostatic Discharge)

Static Electricity or power surge will damage the LED.

The following procedures may decrease the possibility of ESD damage.

- All production machinery and test instruments must be electrically grounded.
- Use a conductive wrist band or anti-electrostatic glove when handling these LEDs.
- Maintain a humidity level of 50% or higher in production areas.
- Use anti-static packaging for transport and storage.