

NanoSpeed™ 2X2 Solid-State Fiber-optic Switch (Bidirectional)

(Protected by U.S. patent 7,403,677B1 and pending patents)

Product Description

The NS Series 2x2 solid-state fiber optic switch connects optical channels by redirecting an incoming optical signal into a selected output optical fiber. This is achieved using patent pending non-mechanical configurations with solid-state all-crystal design, which eliminates the need for mechanical movement and organic materials. The NS fiberoptic switch is designed to meet the most demanding switching requirements of ultra-high reliability, fast response time, and continuous switching operation.

The device can be driven by a cost effective circuit with 12V input voltage and a 0-5 V control signal. The switch is bidirectional.

Performance Specifications

NS Series 2x2 Switch	Min	Typical	Max	Unit
Operation Wavelength	1260		1800	nm
Insertion Loss		0.8	1.5	dB
Cross Talk	20	25		dB
Polarization Dependent Loss		0.15	0.35	dB
IL Temperature Dependency		0.25	0.5	dB
Polarization Mode Dispersion		0.1	0.3	ps
Return Loss	42	50		dB
Response Time (Rise, Fall)			300	ns
Repetition Rate**	DC	5		KHz
Operating Temperature	-5		70	°C
Optical Power Handling***		300		mW
Storage Temperature	-40		85	°C
Package Dimension		77.1x8.5x8.4		mm

* Measured without connectors

** Standard driver. High repetition rate (up to 500 KHz) is available with special circuit.

*** High power version (up to 5W) available.

Features

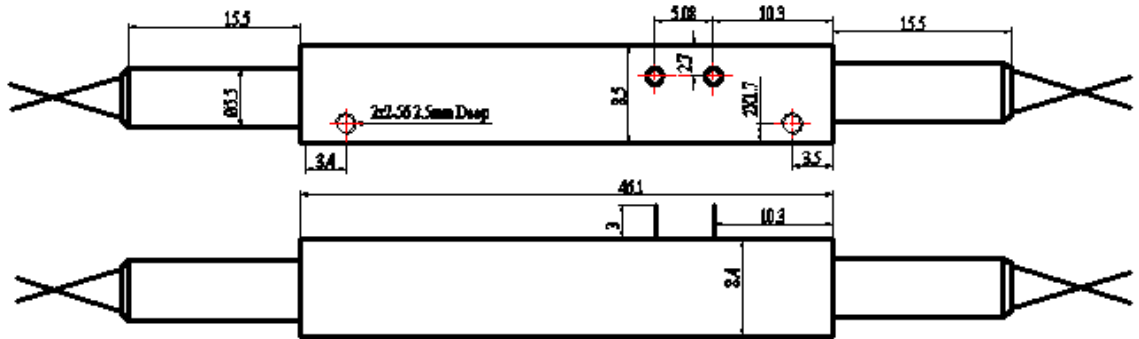
- Solid-State high speed
- Ultra-high reliability
- Low insertion loss
- Compact size
- Low cost
- Low power consumption
- Simple driver

Applications

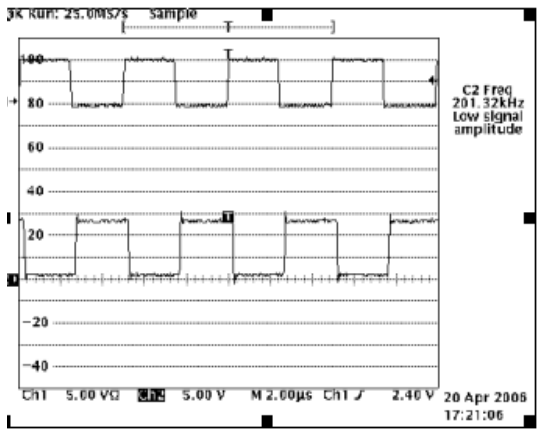
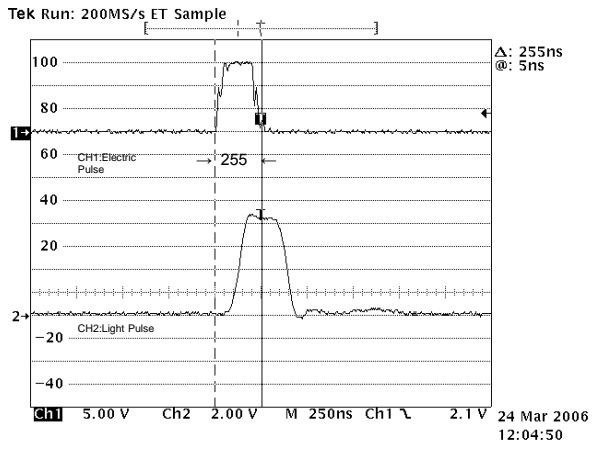
- Optical blocking
- Configurable operation
- Instrumentation

NanoSpeed™ 2X2 Solid-State Fiber-optic Switch

Device Image and Dimensions (Unit:mm)

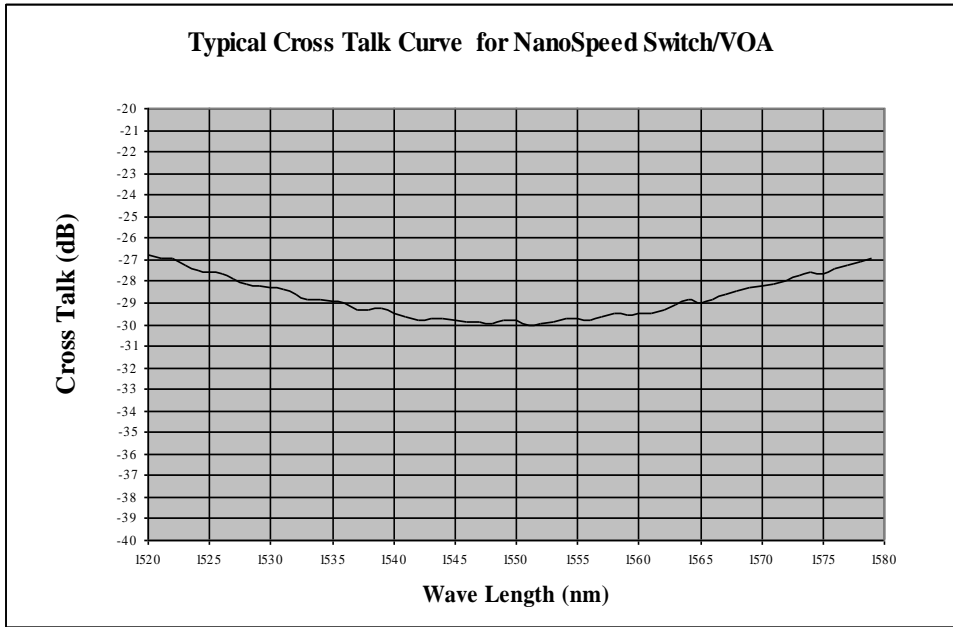


Speed and Repetition Measurement



NanoSpeed™ 2X2 Solid-State Fiber-optic Switch

Bandwidth Measurement



Ordering Information

NSSW-	2 2	<input type="checkbox"/>	1	1	1	<input type="checkbox"/>	<input type="checkbox"/>	<input type="checkbox"/>
Type	Wavelength	Configuration	Package	Fiber Type	Fiber Length	Connector		
	L Band=2 1310=3 1550=5			SMF-28=1 Special=0	Bare fiber =1 900um loose tube=3 Special=0	0.25m=1 0.5m =2 1.0 m=3 Special=0	None=1 FC/PC=2 FC/APC=3 SC/PC=4 SC/APC=5 ST/PC=6 LC=7 Duplex LC=8 Special=0	