


1. Product description

- Wireless dimmable and CCT tunable
- No need install control wire and other controllers
- Two channels output, common anode
- External constant current driver
- Compatible with TIGI Remote, Scene Panel, Scene Switch, Sensor...
- EMC Comply with EN55015 and EN300440
- Lighting Project Solution
- CE Certificated
- 3 years warranty



T7461R (Iron housing)

2. Functions

- Wireless Dimming and CCT tuning by RF-2.4G Controllers
- Can set the functions as CCT tunable or dimmable by remote
- Can set the rated current by remote
- Remote Groups control: 100 groups individually
- Scene Panel control
- Short-circuit protection
- No-load protection
- Surge protection voltage 2KV

The functions of driver are realized by TIGI controllers, please refer to TIGI controllers datasheet for more details.

3. Application

Residential lighting, office lighting, commercial lighting



For dimmable and tunable CCT application

4. Technical Data

For Driver

Model No.	T7461R
Rated Input Voltage	100-240V
Max Input Current	0.5A
Mains Frequency	50/60Hz
Output Voltage	6-42V DC
Output Current Range	550-1100mA
Dimming Range	1%-100%
Efficiency	85%
Power Factor@full load	0.9
Life Span	20'000 hrs
Mains switching cycles	> 100'000
Ambient Temperature Ta	-20°C...+45°C
Storage Temperature Ts	-20°C...+80°C
Dimension	243*30*25mm
PCBA Dimension (Without housing)	228*28*20mm

For RF-2.4G

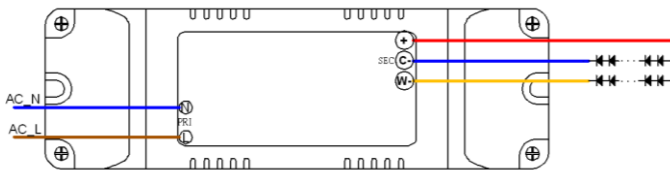
Controllable Distance	30Meters without Obstacle
Protocol	TIGI RF-2.4G
Frequency Range	2402Mhz...2482Mhz
Modulation Type	GFSK
Antenna Type	Integral antenna
Antenna Quantity	1
Antenna Gain	0dBi
Operating Temperature	-20°C...+85°C

5. Standard

LVD	EN61347-2-13
EMI	EN55015
RED	EN300 440
RED	EN301489-1/ EN301489-3
EMS	IEC6100-3-2/IEC6100-3-3
EMS	IEC6100-4-2/ IEC6100-4-3/ IEC6100-4-4
EMS	IEC6100-4-5/ IEC6100-4-6/ IEC6100-4-8

6. Installation and Wiring

6.1 Wiring Diagram



- Two channels output, common anode, C- for cool white LED,W- for warm white LED
- Suggestion 1: make all connection as short as possible to ensure good EMC behavior.
- Suggestion 2: use 0.75-1.0mm² wire, strip length 3-5mm

6.2 Installation


- Heat dissipation must be considered before installation.
- Metal shielding is not allowed without putting the antenna out.
- Keep the drivers as far as possible away from electromagnetic interference in the surrounding environment to ensure RF controlling behavior.
- Make sure to keep mains off while installation.

9. All models and specifications

T7461R is the general series number, it includes the following models:

Model Number	Input Voltage/V	Max Input Current/mA	Input Power/W	Output Voltage/V	Output Current/mA	Max Output Power/W	Max Output Voltage/V
T7461R -0700	220	153	33.6	36	700	25.2	50
T7461R -0750	220	164	36	36	750	27	50
T7461R -0800	220	175	38.4	36	800	28.8	50
T7461R -0850	220	185	40.8	36	850	30.6	50
T7461R -0900	220	196	43.2	36	900	32.4	50
T7461R -0950	220	207	45.6	36	950	34.2	50
T7461R -1100	220	240	52.8	36	1100	39.6	50

7. Dimension



Unit:mm

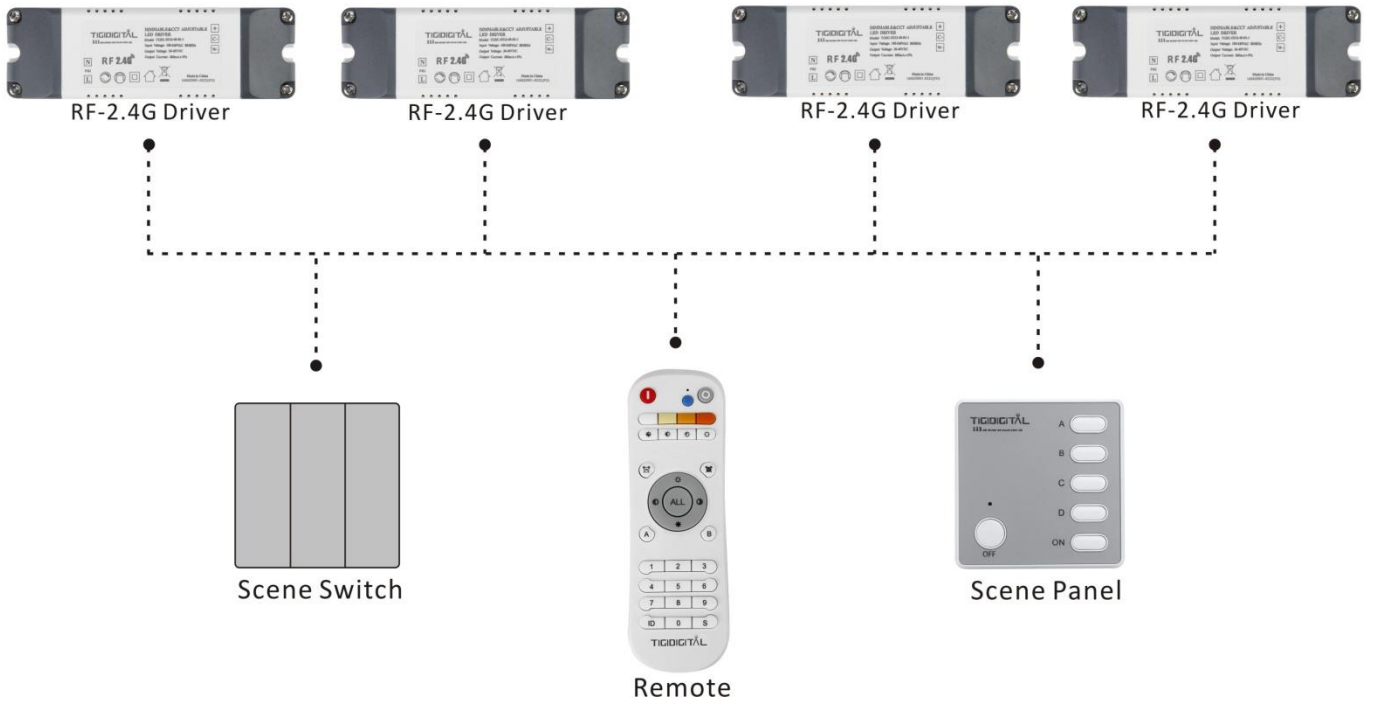
8. Packing data

Weight per PCS	195g
Quantity/Carton	50PCS
Weight per Carton	12KG
Size of Carton	35cm*30cm*22cm

The packing data is for reference, the exact data subjects to the packing requirement of customers.

10. System Structure

RF-2.4G Lighting System



Note

- TIGI reserves the right to make changes or corrections to the products at any time without notice. Customers should verify the datasheets are current and complete before placing order.
- The improvement of our products is endless , we will be always trying our best to provide better products for our customers.
- All the contents above are only for reference , The actual parameters are based on the approval sheet of our company.